

# Item 3315

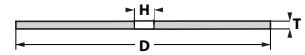
## 1. Product description:

Cut-Off Wheel for Metal and Stainless Steel


<b>Dimensions (in):</b>	7" x 1/16" x 7/8"
<b>Dimensions (mm):</b>	180 x 1.6 x 22.23
<b>Abrasive:</b>	Aluminum Oxide
<b>Specification:</b>	A46R-BFP
<b>Max. rpm:</b>	8,600
<b>Line:</b>	Imperial +
<b>Max. speed:</b>	80 m/s



## Type 41



<b>D =</b>	<b>180</b>	<b>mm</b>
<b>T =</b>	<b>1.6</b>	<b>mm</b>
<b>H =</b>	<b>22.23</b>	<b>mm</b>



## Certification

This wheel is certified by the Organization for the Safety of Abrasives.



## 1. Application

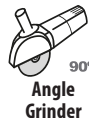
- Precision cut-off wheel for carbon steel and stainless steel in all forms: sheets, profiles, bars, and other solid materials.
- Ideal for fast cutting with minimal burr formation.
- LONGLIFE technology for maximum service life.
- High cutting capacity reduces working time and increases productivity.
- Special construction minimizes heat generation on the workpiece.
- Reduces rework such as cleaning and deburring.

## 2. Operating instructions

- For use on an angle grinder.
- Mount the wheel and let it run idle for one minute to verify that it is not damaged.
- Keep the wheel positioned at 90° to the work surface.
- Do not apply excessive pressure or strike the workpiece.

## 3. Safety information

- Before mounting or removing the wheel, make sure the machine is disconnected.
- Never exceed the maximum speed indicated on the label.
- Always use safety guards.
- Always wear complete personal protective equipment (gloves, hearing protection, mask, and safety glasses).
- Never attempt curved cuts.



- Never use a wheel that has become wet.
- Do not use for grinding operations.
- Improper use may cause serious injury.
- Use only as specified in ANSI B7.1.

## 4. Handling

- The initial inspection must be carried out in the original box. If there is visible evidence of damage to the packaging, the merchandise should not be accepted.
- Handle the wheels carefully to prevent impact or drops. If a wheel is dropped, cracked, loses a section, or shows any sign of damage, it must not be mounted.

## 5. Storage

- Store wheels on a flat surface; do not hit or drop them.
- Wheels must not be exposed to:
  - (a) Water or other solvents.
  - (b) Extreme temperatures or humidity conditions.
- For more information, consult ANSI B7.1.

## 6. Packaging units

- 25 pieces.